

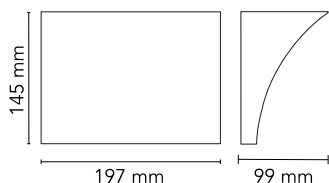
Pochette Up/Down Led

■ F9705009 - White



Designed by Rodolfo Dordoni

Wall lamp providing direct/indirect light. Pressure die-cast Zamak alloy structure, matte gray, shiny white or chrome plated finish. Molded steel, galvanized white wall attachment containing the wall attachment system as well as the electrical devices.



Main specifications

Mounting	Wall	Lamp holder	LED Module
Environment	Indoor dry location	Autoprotected Lamp	No
Light source type	LED	Number of heads	2
Light source replaceable	Replaceable (LED only) light source by a professional	Source Power (W)	21.5
	LED Module	System Flux (lm)	1744

Optical

Lighting Type	Indirect, Direct
Lighting distribution	Asymmetric
CCT (K)	2700K
CRI>	90
Cold Beam Lighting	No
Extreme Cut off	No

Electrical

Insulation class	I	Batteries Inside	No
Frequency (Hz)	50/60	Power supply replaceable	Replaceable control gear by a professional
Main Voltage (Vac)	220-240		No
Driver	Integrated	Charging Min Time	
Dimmable type	Dimmable 1-10V		

Physical

Colour	White
Net weight (kg)	1.7
Gross weight (kg)	3.75
IP	20
IP external	20

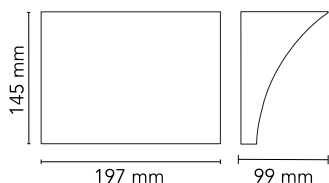


Pochette Up/Down Led

■ F9705020 - Grey

Designed by Rodolfo Dordoni

Wall lamp providing direct/indirect light. Pressure die-cast Zamak alloy structure, matte gray, shiny white or chrome plated finish. Molded steel, galvanized white wall attachment containing the wall attachment system as well as the electrical devices.



Main specifications

Mounting	Wall	Lamp holder	LED Module
Environment	Indoor dry location	Autoprotected Lamp	No
Light source type	LED	Number of heads	2
Light source replaceable	Replaceable (LED only) light source by a professional	Source Power (W)	21.5
	LED Module	System Flux (lm)	1744

LED type

Optical

Lighting Type	Indirect, Direct
Lighting distribution	Asymmetric
CCT (K)	2700K
CRI>	90
Cold Beam Lighting	No
Extreme Cut off	No

Electrical

Insulation class	I	Batteries Inside	No
Frequency (Hz)	50/60	Power supply replaceable	Replaceable control gear by a professional
Main Voltage (Vac)	220-240		
Driver	Integrated	Charging Min Time	No
Dimmable type	Dimmable 1-10V		

Physical

Colour	Grey
Net weight (kg)	1.7
Gross weight (kg)	3.75
IP	20
IP external	20

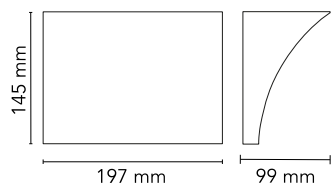


Pochette Up/Down Led

■ F9705057 - Chrome

Designed by Rodolfo Dordoni

Wall lamp providing direct/indirect light. Pressure die-cast Zamak alloy structure, matte gray, shiny white or chrome plated finish. Molded steel, galvanized white wall attachment containing the wall attachment system as well as the electrical devices.



Main specifications

Mounting	Wall	Lamp holder	LED Module
Environment	Indoor dry location	Autoprotected Lamp	No
Light source type	LED	Number of heads	2
Light source replaceable	Replaceable (LED only) light source by a professional	Source Power (W)	21.5
	LED Module	System Flux (lm)	1744

LED type

Optical

Lighting Type	Indirect, Direct
Lighting distribution	Asymmetric
CCT (K)	2700K
CRI>	90
Cold Beam Lighting	No
Extreme Cut off	No

Electrical

Insulation class	I	Batteries Inside	No
Frequency (Hz)	50/60	Power supply replaceable	Replaceable control gear by a professional
Main Voltage (Vac)	220-240		
Driver	Integrated	Charging Min Time	No
Dimmable type	Dimmable 1-10V		

Physical

Colour	Chrome
Net weight (kg)	1.7
Gross weight (kg)	3.75
IP	20
IP external	20

