

FLOS

SOFT PLATE IL + JUNCO 250 MM

Mounting	Junco 250 mm 3000K
Lamps description	Power LED DC 700 mA 2,1W 216 lm 3000K CRI 80
Environment	Indoor
Notes	Pre-wired product to be connected to constant current. Recommended power supply: 60.8655.



ELECTRICAL

Transformer availability	Separate item
Transformer mounting	Remote
Emergency	Without
Insulation class	Class III





PHYSICAL

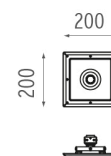
Length (mm)	200
Width (mm)	200
Weight (kg)	Soft Plate: 0,70 / Junco: 0,13



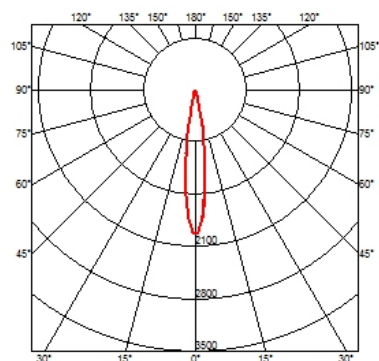
Soft Plate IL + Junco 250 mm designed by FLOS Soft Architecture

Semi-recessed LED luminaire for indoor applications. Seamless integration in the architectural environment by Soft Architecture technology. Power supply not included.

	SA.5200.5.120 Soft Plate	White
	08.8590.40A Junco 250 mm 3000K	White
	08.8590.06A Junco 250 mm 3000K	Chrome
	08.8590.AAA Junco 250 mm 3000K	Black



CERTIFICATIONS



FLOS

Soft Plate IL + Junco 250 mm . Accessories

Power Supply



60.8655

Not dimmable continuous current power supply of 17W

Not dimmable continuous current power supply of 17W, 700mA - 100/240V - 50/60Hz.



60.8533

Continuous current power supply of 25W

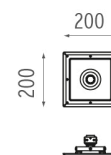
Continuous current power supply of 25W, 120-240V - 50/60Hz with power current selected through adjustable 350/ 500/700mA 1-10V switch or push dimming.



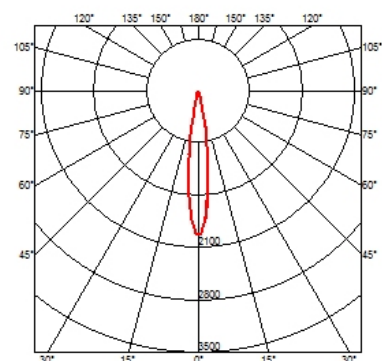
Soft Plate IL + Junco 250 mm
designed by FLOS Soft Architecture

Semi-recessed LED luminaire for indoor applications. Seamless integration in the architectural environment by Soft Architecture technology. Power supply not included.

- SA.5200.5.120 Soft Plate White
- 08.8590.40A Junco 250 mm 3000K White
- 08.8590.06A Junco 250 mm 3000K Chrome
- 08.8590.AAA Junco 250 mm 3000K Black



CERTIFICATIONS



FLOS

SOFT PLATE IL + JUNCO 400 MM

Mounting	Junco 400 mm 3000K
Lamps description	Power LED DC 700 mA 2,1W 216 lm 3000K CRI 80
Environment	Indoor
Notes	Pre-wired product to be connected to constant current. Recommended power supply: 60.8655.

ELECTRICAL

Transformer availability	Separate item
Transformer mounting	Remote
Emergency	Without
Insulation class	Class III





PHYSICAL

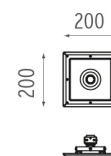
Length (mm)	200
Width (mm)	200
Weight (kg)	Soft Plate: 0,70 / Junco: 0,19



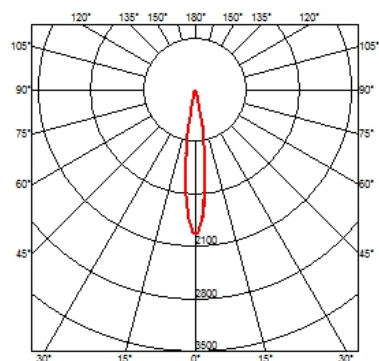
Soft Plate IL + Junco 400 mm designed by FLOS Soft Architecture

Semi-recessed LED luminaire for indoor applications. Seamless integration in the architectural environment by Soft Architecture technology. Power supply not included.

	SA.5200.5.120 Soft Plate	White
	08.8591.40A Junco 400 mm 3000K	White
	08.8591.06A Junco 400 mm 3000K	Chrome
	08.8591.AAA Junco 400 mm 3000K	Black



CERTIFICATIONS



FLOS

Soft Plate IL + Junco 400 mm . Accessories

Power Supply



60.8655

Not dimmable continuous current power supply of 17W

Not dimmable continuous current power supply of 17W, 700mA - 100/240V - 50/60Hz.



60.8533

Continuous current power supply of 25W

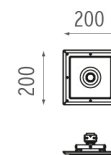
Continuous current power supply of 25W, 120-240V - 50/60Hz with power current selected through adjustable 350/ 500/700mA 1-10V switch or push dimming.



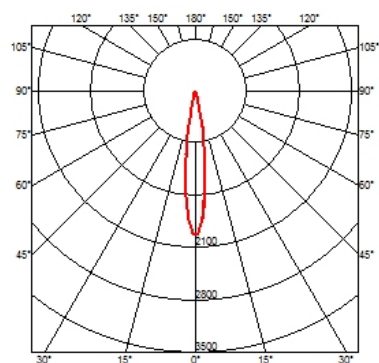
Soft Plate IL + Junco 400 mm
designed by FLOS Soft Architecture

Semi-recessed LED luminaire for indoor applications. Seamless integration in the architectural environment by Soft Architecture technology. Power supply not included.

- SA.5200.5.120 Soft Plate White
- 08.8591.40A Junco 400 mm 3000K White
- 08.8591.06A Junco 400 mm 3000K Chrome
- 08.8591.AAA Junco 400 mm 3000K Black



CERTIFICATIONS



FLOS

SOFT PLATE 3L + JUNCO 250 MM

Mounting	Junco 250 mm 2700K
Lamps description	Power LED DC 700 mA 2,1W 182 lm 2700K CRI 90
Environment	Indoor
Notes	Pre-wired product for serial connection to constant current. Recommended power supply: 60.8655.



ELECTRICAL

Transformer availability	Separate item
Transformer mounting	Remote
Emergency	Without
Insulation class	Class III





PHYSICAL

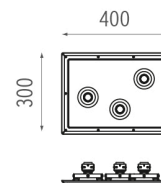
Length (mm)	400
Width (mm)	300
Weight (kg)	Soft Plate: 2,90 / Junco: 0,13



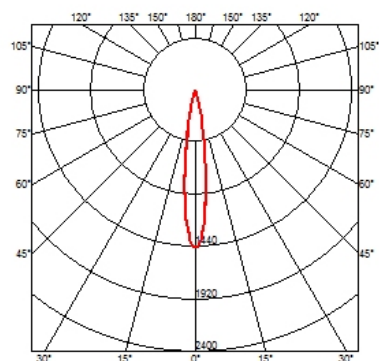
Soft Plate 3L + Junco 250 mm designed by FLOS Soft Architecture

Semi-recessed LED luminaire for indoor applications. Seamless integration in the architectural environment by Soft Architecture technology. Power supply not included.

-  SA.5201.5.120 Soft Plate White
-  08.8595.40A Junco 250 mm 2700K White
-  08.8595.06A Junco 250 mm 2700K Chrome
-  08.8595.AAA Junco 250 mm 2700K Black



CERTIFICATIONS



FLOS

Soft Plate 3L + Junco 250 mm . Accessories

Power Supply



60.8655

Not dimmable continuous current power supply of 17W

Not dimmable continuous current power supply of 17W, 700mA - 100/240V - 50/60Hz.



60.8533

Continuous current power supply of 25W

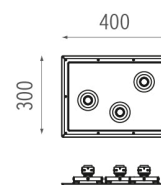
Continuous current power supply of 25W, 120-240V - 50/60Hz with power current selected through adjustable 350/ 500/700mA 1-10V switch or push dimming.



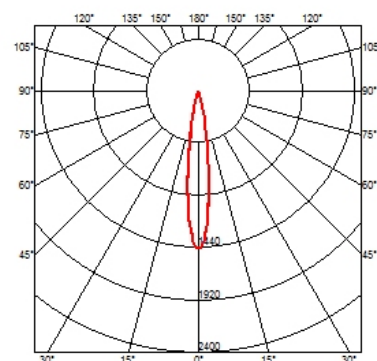
Soft Plate 3L + Junco 250 mm designed by FLOS Soft Architecture

Semi-recessed LED luminaire for indoor applications. Seamless integration in the architectural environment by Soft Architecture technology. Power supply not included.

- SA.5201.5.120 Soft Plate White
- 08.8595.40A Junco 250 mm 2700K White
- 08.8595.06A Junco 250 mm 2700K Chrome
- 08.8595.AAA Junco 250 mm 2700K Black



CERTIFICATIONS



FLOS

SOFT PLATE 3L + JUNCO 400 MM

Mounting	Junco 400 mm 3000K
Lamps description	Power LED DC 700 mA 2,1W 216 lm 3000K CRI 80
Environment	Indoor
Notes	Pre-wired product for serial connection to constant current. Recommended power supply: 60.8655.

ELECTRICAL

Transformer availability	Separate item
Transformer mounting	Remote
Emergency	Without
Insulation class	Class III





PHYSICAL

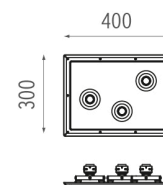
Length (mm)	400
Width (mm)	300
Weight (kg)	Soft Plate: 2,90 / Junco: 0,19



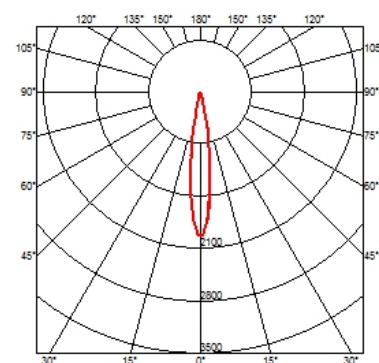
Soft Plate 3L + Junco 400 mm designed by FLOS Soft Architecture

Semi-recessed LED luminaire for indoor applications. Seamless integration in the architectural environment by Soft Architecture technology. Power supply not included.

	SA.5201.5.120 Soft Plate	White
	08.8591.40A Junco 400 mm 3000K	White
	08.8591.06A Junco 400 mm 3000K	Chrome
	08.8591.AAA Junco 400 mm 3000K	Black



CERTIFICATIONS



FLOS

Soft Plate 3L + Junco 400 mm . Accessories

Power Supply



60.8655

Not dimmable continuous current power supply of 17W

Not dimmable continuous current power supply of 17W, 700mA - 100/240V - 50/60Hz.



60.8533

Continuous current power supply of 25W

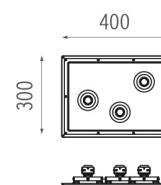
Continuous current power supply of 25W, 120-240V - 50/60Hz with power current selected through adjustable 350/ 500/700mA 1-10V switch or push dimming.



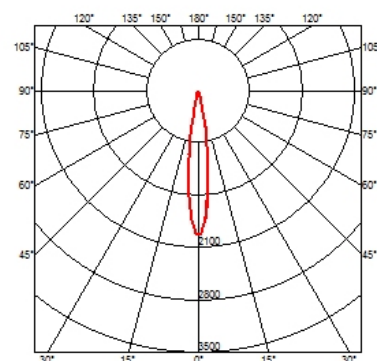
Soft Plate 3L + Junco 400 mm
designed by FLOS Soft Architecture

Semi-recessed LED luminaire for indoor applications. Seamless integration in the architectural environment by Soft Architecture technology. Power supply not included.

-  SA.5201.5.120 Soft Plate **White**
-  08.8591.40A Junco 400 mm 3000K **White**
-  08.8591.06A Junco 400 mm 3000K **Chrome**
-  08.8591.AAA Junco 400 mm 3000K **Black**



CERTIFICATIONS



FLOS

SOFT PLATE 6L + JUNCO 250 MM


Mounting	Junco 250 mm 3000K
Lamps description	Power LED DC 700 mA 2,1W 216 lm 3000K CRI 80
Environment	Indoor
Notes	Pre-wired product for serial connection to constant current. Recommended power supply: 60.8656.

ELECTRICAL

Transformer availability	Separate item
Transformer mounting	Remote
Emergency	Without
Insulation class	Class III

PHYSICAL

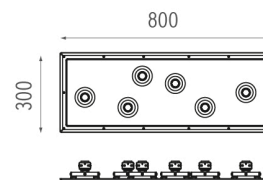
Length (mm)	800
Width (mm)	300
Weight (kg)	Soft Plate: 5,80 / Junco: 0,13



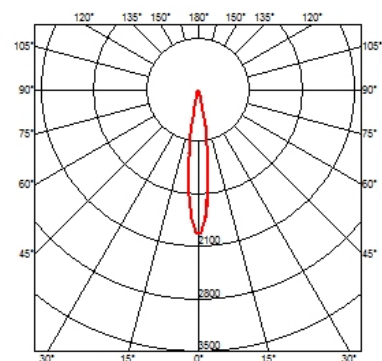
Soft Plate 6L + Junco 250 mm designed by FLOS Soft Architecture

Semi-recessed LED luminaire for indoor applications. Seamless integration in the architectural environment by Soft Architecture technology. Power supply not included.

- SA.5202.5.120 Soft Plate White
- 08.8590.40A Junco 250 mm 3000K White
- 08.8590.06A Junco 250 mm 3000K Chrome
- 08.8590.AAA Junco 250 mm 3000K Black



CERTIFICATIONS



FLOS

Soft Plate 6L + Junco 250 mm . Accessories

Power Supply



60.8656

Not dimmable continuous current power supply of 32W

Not dimmable continuous current power supply of 32W, 350/500/700mA - 100/240V - 50/60Hz.



60.8533

Continuous current power supply of 25W

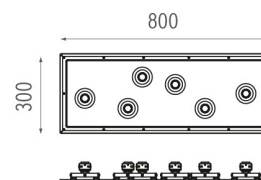
Continuous current power supply of 25W, 120-240V - 50/60Hz with power current selected through adjustable 350/ 500/700mA I-10V switch or push dimming.



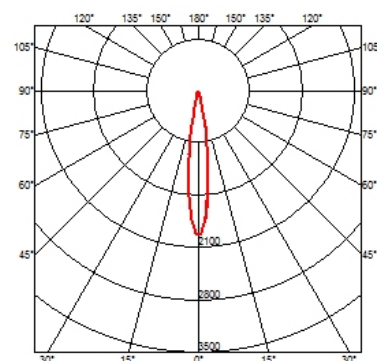
Soft Plate 6L + Junco 250 mm
designed by FLOS Soft Architecture

Semi-recessed LED luminaire for indoor applications. Seamless integration in the architectural environment by Soft Architecture technology. Power supply not included.

-  SA.5202.5.120 Soft Plate **White**
-  08.8590.40A Junco 250 mm 3000K **White**
-  08.8590.06A Junco 250 mm 3000K **Chrome**
-  08.8590.AAA Junco 250 mm 3000K **Black**



CERTIFICATIONS



FLOS

SOFT PLATE 6L + JUNCO 400 MM


Mounting	Junco 400 mm 3000K
Lamps description	Power LED DC 700 mA 2,1W 216 lm 3000K CRI 80
Environment	Indoor
Notes	Pre-wired product for serial connection to constant current. Recommended power supply: 60.8656.

ELECTRICAL

Transformer availability	Separate item
Transformer mounting	Remote
Emergency	Without
Insulation class	Class III

PHYSICAL

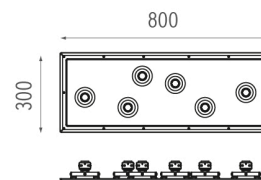
Length (mm)	800
Width (mm)	300
Weight (kg)	Soft Plate: 5,80 / Junco: 0,19



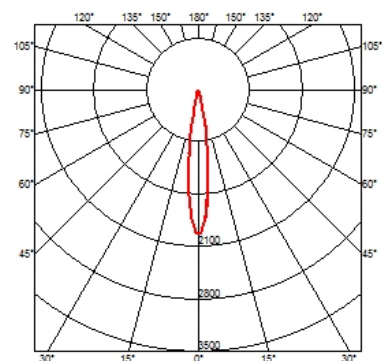
Soft Plate 6L + Junco 400 mm designed by FLOS Soft Architecture

Semi-recessed LED luminaire for indoor applications. Seamless integration in the architectural environment by Soft Architecture technology. Power supply not included.

- SA.5202.5.120 Soft Plate White
- 08.8591.40A Junco 400 mm 3000K White
- 08.8591.06A Junco 400 mm 3000K Chrome
- 08.8591.AAA Junco 400 mm 3000K Black



CERTIFICATIONS



FLOS

Soft Plate 6L + Junco 400 mm . Accessories

Power Supply



60.8656

Not dimmable continuous current power supply of 32W

Not dimmable continuous current power supply of 32W, 350/500/700mA - 100/240V - 50/60Hz.



60.8533

Continuous current power supply of 25W

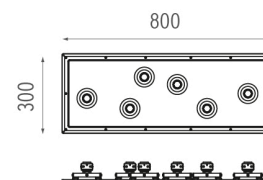
Continuous current power supply of 25W, 120-240V - 50/60Hz with power current selected through adjustable 350/ 500/700mA I-10V switch or push dimming.



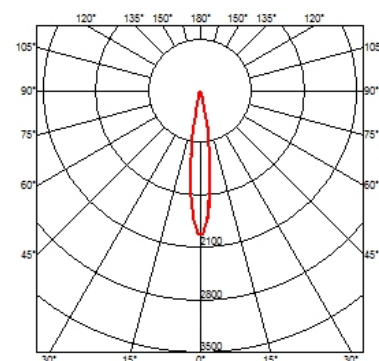
Soft Plate 6L + Junco 400 mm designed by FLOS Soft Architecture

Semi-recessed LED luminaire for indoor applications. Seamless integration in the architectural environment by Soft Architecture technology. Power supply not included.

- SA.5202.5.120 Soft Plate White
- 08.8591.40A Junco 400 mm 3000K White
- 08.8591.06A Junco 400 mm 3000K Chrome
- 08.8591.AAA Junco 400 mm 3000K Black



CERTIFICATIONS



FLOS

SOFT PLATE 9L + JUNCO 250 MM


Mounting	Junco 250 mm 3000K
Lamps description	Power LED DC 700 mA 2,1W 216 lm 3000K CRI 80
Environment	Indoor
Notes	Pre-wired product for serial connection to constant current. Recommended power supply: 60.8656.

ELECTRICAL

Transformer availability	Separate item
Transformer mounting	Remote
Emergency	Without
Insulation class	Class III

PHYSICAL

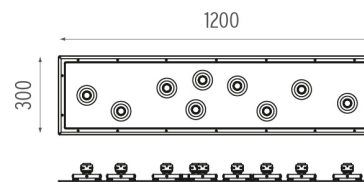
Length (mm)	1200
Width (mm)	300
Weight (kg)	Soft Plate: 8,70 / Junco: 0,13



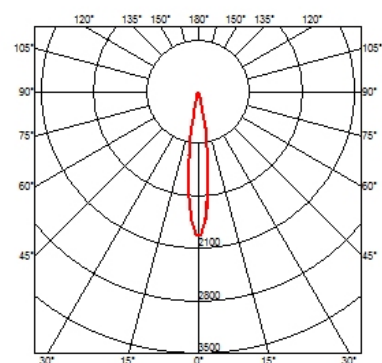
Soft Plate 9L + Junco 250 mm designed by FLOS Soft Architecture

Semi-recessed LED luminaire for indoor applications. Seamless integration in the architectural environment by Soft Architecture technology. Power supply not included.

- SA.5203.5.120 Soft Plate White
- 08.8590.40A Junco 250 mm 3000K White
- 08.8590.06A Junco 250 mm 3000K Chrome
- 08.8590.AAA Junco 250 mm 3000K Black



CERTIFICATIONS



FLOS

Soft Plate 9L + Junco 250 mm . Accessories

Power Supply



60.8656

Not dimmable continuous current power supply of 32W


Not dimmable continuous current power supply of 32W, 350/500/700mA - 100/240V - 50/60Hz.



60.8533

Continuous current power supply of 25W

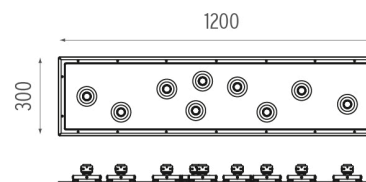
Continuous current power supply of 25W, 120-240V - 50/60Hz with power current selected through adjustable 350/ 500/700mA I-10V switch or push dimming.



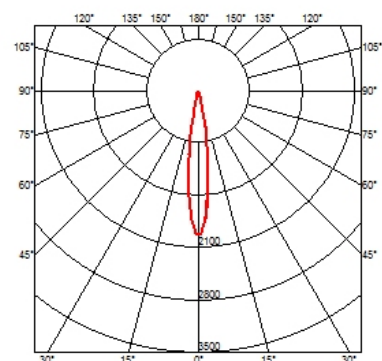
Soft Plate 9L + Junco 250 mm
designed by FLOS Soft Architecture

Semi-recessed LED luminaire for indoor applications. Seamless integration in the architectural environment by Soft Architecture technology. Power supply not included.

-  SA.5203.5.120 Soft Plate **White**
-  08.8590.40A Junco 250 mm 3000K **White**
-  08.8590.06A Junco 250 mm 3000K **Chrome**
-  08.8590.AAA Junco 250 mm 3000K **Black**



CERTIFICATIONS



FLOS

SOFT PLATE 9L + JUNCO 400 MM

Mounting	Junco 400 mm 3000K
Lamps description	Power LED DC 700 mA 2,1W 216 lm 3000K CRI 80
Environment	Indoor
Notes	Pre-wired product for serial connection to constant current. Recommended power supply: 60.8656.

ELECTRICAL

Transformer availability	Separate item
Transformer mounting	Remote
Emergency	Without
Insulation class	Class III

PHYSICAL

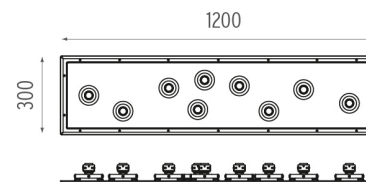
Length (mm)	1200
Width (mm)	300
Weight (kg)	Soft Plate: 8,70 / Junco: 0,19



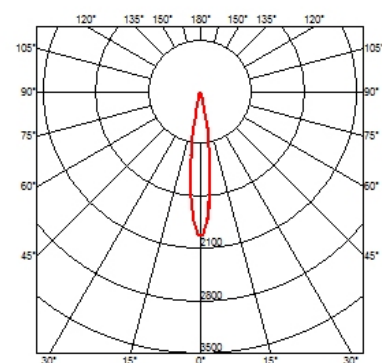
Soft Plate 9L + Junco 400 mm designed by FLOS Soft Architecture

Semi-recessed LED luminaire for indoor applications. Seamless integration in the architectural environment by Soft Architecture technology. Power supply not included.

- SA.5203.5.120 Soft Plate White
- 08.8591.40A Junco 400 mm 3000K White
- 08.8591.06A Junco 400 mm 3000K Chrome
- 08.8591.AAA Junco 400 mm 3000K Black



CERTIFICATIONS



FLOS

Soft Plate 9L + Junco 400 mm . Accessories

Power Supply



60.8656

Not dimmable continuous current power supply of 32W

Not dimmable continuous current power supply of 32W, 350/500/700mA - 100/240V - 50/60Hz.



60.8533

Continuous current power supply of 25W

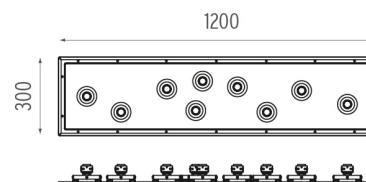
Continuous current power supply of 25W, 120-240V - 50/60Hz with power current selected through adjustable 350/ 500/700mA I-10V switch or push dimming.



Soft Plate 9L + Junco 400 mm
designed by FLOS Soft Architecture

Semi-recessed LED luminaire for indoor applications. Seamless integration in the architectural environment by Soft Architecture technology. Power supply not included.

- SA.5203.5.120 Soft Plate White
- 08.8591.40A Junco 400 mm 3000K White
- 08.8591.06A Junco 400 mm 3000K Chrome
- 08.8591.AAA Junco 400 mm 3000K Black



CERTIFICATIONS

